



# 14th BBWZ International A Youth Tournament

5th Stop in the Youth Euro Trophy



## Semi Finals Division 1 Girls

RANK	SURNAME	NAME	FLAG	Preliminaries	G1	G2	G3	G4	Total Semi Finals	Grand Total
				Total						
1	KHARLAMOVA	Polina		1427	217	202	220	192	831	2258
2	JESPERS	Bauke		1369	170	205	217	182	774	2143
3	NYS	Hanne		1376	203	184	182	187	756	2132
4	LOFTY	Jennifer		1404	152	209	168	163	692	2096
5	KULIKOVA	Ksenia		1371	185	153	161	176	675	2046

The rules state that 50% of each category goes through to the finals with a maximum of 6. The result of this calculation will be rounded off. E.g. 5,25 = 5 and 5,50 = 6.

The players who are qualified (according to the rules) for the finals are highlighted. Be aware though when a player is wrongly categorized, it can have affect on the number of players who are qualified. So always check if a player is in the right category following the individual licence average.















# 14th BBWZ International A Youth Tournament

5th Stop in the Youth Euro Trophy



## Semi Finals Division 2 Girls

SURNAME	NAME		Preliminaries Total	G1	G2	G3	G4	Total Semi Finals	Grand Total	
1	GRYAZNOVA	Varvara		1309	169	212	258	172	811	2120
2	WELLS	Rachel		1266	178	170	203	192	743	2009
3	THYS	Jolien		1271	146	225	178	180	729	2000
4	BLANKENZEE	Denise		1316	167	152	180	176	675	1991
5	PALING	Lindsey		1177	185	198	156	254	793	1970
6	VAN ZIJP	Rianne		1196	147	184	217	208	756	1952
7	THALEN	Priscilla		1275	179	142	203	148	672	1947
8	DE RIDDER	Stefana		1210	159	197	182	158	696	1906
9	BEVERDAM	Dominique		1215	168	190	144	176	678	1893
10	VAN DEUTEKOM	Anouk		1206	200	145	170	144	659	1865
11	RASMUSSEN	Sofie		1217	138	166	147	178	629	1846
12	VRIJS	Dionne		1200	161	166	183	135	645	1845

The rules state that 50% of each category goes through to the finals with a maximum of 6. The result of this calculation will be rounded off. E.g. 5,25 = 5 and 5,50 = 6.













The players who are qualified (according to the rules) for the finals are highlighted. Be aware though when a player is wrongly categorized, it can have affect on the number of players who are qualified. So always check if a player is in the right category following the individual licence average.

# 14th BBWZ International A Youth Tournament

5th Stop in the Youth Euro Trophy



## Semi Finals Division 1 Boys

SURNAME	NAME	Flag	Preliminaries	G1	G2	G3	G4	Total Semi Finals	Grand Total	
			Total							
1	KUCHERENKO	Valentyn		1625	234	213	248	208	903	2528
2	MOUVEROUX	Gaetan		1561	225	215	224	183	847	2408
3	AERNOUDT	Marawan		1515	182	191	234	244	851	2366
4	GERARD	Nicolas		1505	190	202	191	230	813	2318
5	FENS	Youri		1448	237	170	220	225	852	2300
6	DANILIN	Dmitry		1388	260	238	193	209	900	2288
7	RAGUSA	Giancarlo		1532	180	173	178	168	699	2231
8	DE HAAN	Kevin		1473	170	216	180	170	736	2209
9	VAN DEN BERG	Dennis		1487	139	182	172	203	696	2183
10	ROUSSEAU	Robbe		1426	147	223	184	190	744	2170
11	VAN DEUTEKOM	Yorick		1389	158	157	198	211	724	2113
12	VAN MAZIJK	Xander		1429	0	0	0	0	0	1429

The rules state that 50% of each category goes through to the finals with a maximum of 6. The result of this calculation will be rounded off. E.g. 5,25 = 5 and 5,50 = 6.

The players who are qualified (according to the rules) for the finals are highlighted. Be aware though when a player is wrongly categorized, it can have affect on the number of players who are qualified.

So always check if a player is in the right category following the individual licence average.















# 14th BBWZ International A Youth Tournament

5th Stop in the Youth Euro Trophy



## Semi Finals Division 2 Boys

SURNAME	NAME	Flag	Preliminaries	G1	G2	G3	G4	Total Semi Finals	Grand Total
			Total						
1	VAN SABBen		1467	155	218	255	192	820	2287
2	VAN BEERS		1380	194	268	153	203	818	2198
3	BELMANS		1479	169	167	169	206	711	2190
4	HOLVAST		1424	201	186	164	213	764	2188
5	KELLER		1403	192	200	163	210	765	2168
6	VAN DEUTEKOM		1328	235	173	195	232	835	2163
7	VAN ROOIJEN		1374	183	178	183	212	756	2130
8	UDINK		1393	170	190	167	192	719	2112
9	KLOOTWIJK		1344	186	169	182	179	716	2060
10	DE RUITER		1371	178	165	162	157	662	2033
11	GROOT		1337	144	170	155	213	682	2019
12	LOFT FAREBAEK		1384	0	0	0	0	0	1384

The rules state that 50% of each category goes through to the finals with a maximum of 6. The result of this calculation will be rounded off. E.g. 5,25 = 5 and 5,50 = 6.

The players who are qualified (according to the rules) for the finals are highlighted. Be aware though when a player is wrongly categorized, it can have affect on the number of players who are qualified.

So always check if a player is in the right category following the individual licence average.

