































15th YET Open International Scratch Youth Tournament





5th Stop in the Youth Euro Trophy

Preliminaries Division 1



	SURNAME	NAME		G1	G2	G3	G4	G5	G6	Bonus	TOTAL
1	MOUVEROUX	Gaetan		224	232	196	279	202	243	0	1376
2	SVENSSON	William		223	255	168	257	182	225	0	1310
3	VAN MEERBERGEN	Bram		180	241	268	248	161	209	0	1307
4	RAGUSA	Giancarlo		219	194	200	181	254	254	0	1302
5	SVENSSON	Johannes		202	235	191	227	225	149	0	1229
6	MARTINSSON	Jonathan		216	180	214	240	188	168	0	1206
7	STASCHEN	Martin Ankjaer		197	201	203	221	180	197	0	1199
8	NYS	Hanne		198	223	161	181	184	202	48	1197
9	BELMANS	Joppe		244	194	201	202	160	191	0	1192
10	LEBIODA	Eoghain		177	189	213	177	256	173	0	1185
11	BODART	Sebastien		164	194	235	191	166	226	0	1176
12	GERARD	Nicolas		203	189	201	183	195	192	0	1163
13	VAN DER VLOET	Philip		155	242	166	210	200	185	0	1158
14	VAN SABBen	Jochem		195	210	166	182	211	191	0	1155
15	LOFT FAREBAEK	Kasper		191	245	220	148	179	168	0	1151
16	AERNOUDT	Marawan		212	203	196	177	201	161	0	1150
17	VAN DEUTEKOM	Yorick		149	211	209	198	190	192	0	1149
18	VAN BEERS	Bart		197	203	191	193	195	169	0	1148
19	DE RUITER	Brent		217	178	197	183	181	190	0	1146
20	COOPMANS	Annouk		199	184	126	188	201	200	48	1146
21	BREEMS	Anne		242	181	136	168	224	147	48	1146
22	WATTIMENA	Kevin		181	195	177	215	172	202	0	1142
23	BERGMANN	Mike		190	136	246	178	183	209	0	1142

24	DE ROOIJ	Maxime		204	197	192	148	200	147	48	1136
25	DE HAAN	Kevin		193	196	239	203	149	155	0	1135
26	DANILIN	Dmitry		182	169	190	203	204	186	0	1134
27	PLEWIS	Franchesca		160	187	166	188	169	216	48	1134
28	COLLINS	Shauna		174	170	186	203	169	181	48	1131
29	VAN ROOIJEN	Kevin		168	193	180	173	205	205	0	1124
30	KHARLAMOVA	Polina		212	222	144	178	119	190	48	1113
31	GORTER	Wesley		175	163	140	180	268	178	0	1104
32	DUNNE	Stephen		190	190	206	174	196	142	0	1098
33	VALCKX	Cindy		135	177	160	172	223	177	48	1092
34	RUNBOM	Jesper		188	199	175	175	193	158	0	1088
35	WEIDERBORN	Martin		138	199	163	209	177	197	0	1083
36	SIJSSENS	Mitchell		183	196	173	159	181	186	0	1078
37	JESPERS	Bauke		154	181	200	176	172	146	48	1077
38	G. ANKERDAL	Mathias		163	200	175	208	170	157	0	1073
39	RASMUSSEN	Sarah		175	168	165	169	135	211	48	1071
40	WELLS	Rachel		151	198	179	170	175	134	48	1055
41	KLOOTWIJK	Damian		176	149	140	169	176	245	0	1055
42	CLAAS	Dennis		168	161	162	213	181	152	0	1037
43	KELLER	Nicholas		183	214	179	162	145	149	0	1032
44	SARGENT	Samantha		171	166	141	183	147	175	48	1031
45	BOUMA	Ronald		155	159	139	197	200	180	0	1030
46	DIVOL	Alexis		140	208	182	180	134	183	0	1027
47	SCHINKEL	Bas		167	145	234	168	184	129	0	1027
48	PEDERSEN	Alex		172	168	188	199	135	158	0	1020
49	LEONG	Ryan		188	195	191	168	134	128	0	1004
50	BEUVING	Owen		166	191	161	169	166	146	0	999
51	UDINK	Joshua		177	158	149	176	167	171	0	998
52	POSTMA	Femke		154	180	158	155	150	139	48	984
53	DAMEN	Danny		184	134	168	159	175	123	0	943

54	CHOVAU	Aida		157	168	143	138	148	128	48	930
55	POSTMA	Martijn		154	158	155	122	147	158	0	894
56	VAN HOUTVEN	Wesley		159	131	180	134	112	155	0	871
57	VAN DEN BERG	Dennis		187	163	133	126	0	0	0	609

The rules state that 50% of each category goes through to the next step with a maximum of 12. The result of this calculation will be rounded off. E.g. 6,25 = 7 and 6,50 = 7.

The players who are qualified (according to the rules) for the finals/semi finals are highlighted. Due to the lack of data not all players are associated in a category. Also be aware when a player is wrongly categorized. Both can have affect on the number of players who are qualified. So always check if a player is in the right category following date of birth and license average. Also be aware, some players will play a re-entry.

* IS INJURED OR CHOSE NOT TO PARTICIPATE AT FINALS STEP 1



































15th YET Open International Scratch Youth Tournament































5th Stop in the Youth Euro Trophy



Preliminaries Division 2



	SURNAME	NAME		G1	G2	G3	G4	G5	G6	Bonus	TOTAL
1	THYS	Jolien		182	187	190	186	189	215	48	1197
2	SVENSSON	Oscar		196	237	173	172	200	186	0	1164
3	LUNDMAN	Linnéa		161	179	221	188	178	178	48	1153
4	VAN EWIJCK	Anique		178	188	167	175	169	224	48	1149
5	DE WEERDT	Elvira		212	173	162	195	179	177	48	1146
6	CHRISTIANSEN	Line Brandt		203	197	182	151	169	192	48	1142
7	TAGG	Katie		166	209	197	149	210	156	48	1135
8	JONSSON	Annie		205	202	188	185	169	131	48	1128
9	MATHIASEN	Christian Kaare		205	203	181	158	170	193	0	1110
10	RICHARD	Amandine		183	172	206	176	148	176	48	1109
11	VAN DEUTEKOM	Anouk		169	146	224	156	207	159	48	1109
12	MAGNUSSON	Johannes		198	182	180	180	157	209	0	1106
13	GROOT	Micha		182	151	224	199	175	174	0	1105
14	DE GELDER	Nick		177	196	154	157	179	242	0	1105
15	K. PEDERSEN	Cecillie		184	162	178	180	168	183	48	1103
16	BLANKENZEE	Denise		221	154	179	176	157	156	48	1091
17	JANNIK SØRENSEN	Niklas		139	163	186	210	204	171	0	1073
18	JOHANSSON	Alice		162	154	186	161	165	193	48	1069
19	RASMUSSEN	Sofie		174	188	199	149	151	160	48	1069
20	BEVERDAM	Dominique		196	157	136	180	143	208	48	1068
21	BLOKLAND	Rogier		116	156	209	177	187	213	0	1058
22	THALEN	Priscilla		212	140	204	171	174	108	48	1057
23	VERFUURDEN	Kevin		186	132	215	165	167	190	0	1055

24	VAN ZIJP	Rianne		196	126	212	146	211	116	48	1055
25	PHILIPSEN	Renz		174	170	200	164	145	200	0	1053
26	ROUSSEAU	Seppe		145	144	202	177	193	188	0	1049
27	HEMERT VAN	Gaby		165	141	175	161	198	154	48	1042
28	LUIJENDIJK	John		200	208	134	166	137	196	0	1041
29	AVRAMENKO	Anastasia		157	139	193	132	179	192	48	1040
30	DONS	Jonas		172	181	197	154	157	177	0	1038
31	ADAM	Martin		151	161	190	171	170	192	0	1035
32	VRIJS	Dionne		183	176	156	157	138	177	48	1035
33	DE HAAN	Justin		175	163	171	152	189	178	0	1028
34	SINGH	Crystal		195	132	173	158	148	174	48	1028
35	SCHMIDT	Kevin		168	151	204	140	203	161	0	1027
36	S. ANDREASEN	Andreas		181	183	155	158	169	179	0	1025
37	ROBIN	Pauline		168	174	180	158	146	149	48	1023
38	KITS	Simon		176	171	163	165	158	188	0	1021
39	BERMINGHAM	Rachel		176	156	113	157	210	149	48	1009
40	BROMMER	Bianca		134	169	194	146	146	164	48	1001
41	VAN EE	Elianne		120	192	165	165	168	143	48	1001
42	WATTS	Cairan		185	185	134	132	182	182	0	1000
43	VAN ENGELEN	Timothy		192	176	145	188	146	151	0	998
44	COLTON	Chloe		119	138	152	184	192	165	48	998
45	GIELEN	Bo		168	141	125	166	178	171	48	997
46	COLEMAN	Jason		224	136	135	180	176	140	0	991
47	VAN HOUTVEN	Steven		165	151	147	169	185	172	0	989
48	VAN DER KOOIJ	Gijs		161	157	203	155	156	154	0	986
49	MEIJERS	Dieko		181	199	158	168	118	157	0	981
50	PALING	Lindsey		164	138	139	178	175	138	48	980
51	GUNNARSSON	Gustav		181	177	155	167	166	133	0	979
52	PELLEGROMS	Darren		198	144	154	142	168	169	0	975
53	VANEROM	Inge		178	138	191	163	145	111	48	974

54	KEARNEY	Sinead		145	155	143	154	165	163	48	973
55	VAN 'T HOOG	Pim		102	146	209	131	208	164	0	960
56	VAN PUYFELIECK	Colin		221	189	114	119	151	165	0	959
57	KORVER	Stephanie		163	135	140	160	138	168	48	952
58	VAN DER LOO	Ronan		178	149	152	180	149	141	0	949
59	RIJSWIJK	Kevin		130	173	194	157	147	147	0	948
60	RAMOS	Kathrine		147	140	150	157	115	189	48	946
61	DE BROUWER	Mitchel		143	137	190	179	152	141	0	942
62	DE RIDDER	Stefana		148	126	148	169	193	108	48	940
63	ROL	Willem		173	176	140	157	151	141	0	938
64	RIJSWIJK	Jeroen		135	150	157	198	144	146	0	930
65	KLEVERLAAN	Timo		121	136	184	130	192	162	0	925
66	HAEST	Shinya		171	154	157	123	118	153	48	924
67	VAN MAASDAM	Rowin		113	196	138	200	127	147	0	921
68	BOUMA	Lysanne		155	160	200	109	132	114	48	918
69	BEVERDAM	Mathijs		110	171	161	133	129	213	0	917
70	SCHEPERS	Maikel		226	110	175	138	140	128	0	917
71	MORTIERS	Eliane		137	125	142	157	155	143	48	907
72	VAN ENGELENHOVEN	Lars		133	200	198	166	119	91	0	907
73	BRONGEEST	Bart		112	132	144	171	148	198	0	905
74	BEUVING	Gerwin		169	175	131	130	153	139	0	897
75	DOYLE CARROLL	Jack		151	129	124	155	189	145	0	893
76	VERMEULEN	Jordy		127	147	147	171	160	137	0	889
77	DE BROUWER	Jennifer		150	134	152	155	117	121	48	877
78	HOMRINGHAUSEN	Pamela		150	129	131	145	146	127	48	876
79	TERMOHLEN	Steve		111	146	143	166	101	194	0	861
80	DE HEIJ	Yorick		144	134	157	169	121	104	0	829
81	BOUMA	Maurice		153	134	109	149	125	151	0	821
82	WILS	Dante		140	183	128	104	132	123	0	810
83	BOUD	Danillo		101	158	124	123	136	127	0	769

84	MOENS	Shari		105	116	161	109	94	112	48	745
85	VAN DER MAESEN	Paul		0	0	0	0	0	0	0	0

The rules state that 50% of each category goes through to the next step with a maximum of 12. The result of this calculation will be rounded off. E.g. 6,25 = 7 and 6,50 = 7.

The players who are qualified (according to the rules) for the finals/semi finals are highlighted. Due to the lack of data not all players are associated in a category. Also be aware when a player is wrongly categorized. Both can have affect on the number of players who are qualified. So always check if a player is in the right category following date of birth and license average. Also be aware, some players will play a re-entry.

* IS INJURED OR CHOSE NOT TO PARTICIPATE AT FINALS STEP 1




















15th YET Open International Scratch Youth Tournament

5th Stop in the Youth Euro Trophy

Preliminaries Division 3



	SURNAME	NAME		G1	G2	G3	G4	G5	G6	Bonus	TOTAL
1	KORSMAN	Chanel		149	196	169	153	170	155	48	1040
2	TAELS	Kevin		160	171	208	122	176	191	0	1028
3	VAN DER VLOET	Ruben		166	203	139	220	145	145	0	1018
4	STAM	Maroucha		160	205	105	164	146	159	48	987
5	ROTMANS	Giovanni		160	163	174	142	203	139	0	981
6	FETHERSTON	Conor		154	245	112	148	137	162	0	958
7	KOOIJ	Jeffrey		190	154	160	150	140	162	0	956
8	ARRACHART	Tim		110	129	195	160	189	171	0	954
9	UBERT	Céline		128	125	155	150	177	168	48	951
10	RIETVELD	Sharon		149	147	142	150	141	169	48	946
11	VIEBERINK	Thaylor		135	175	129	176	122	148	48	933
12	ZAAL	Marc		115	117	156	186	209	146	0	929
13	LUIJENDIJK	Roy		111	151	144	159	220	144	0	929
14	HENNIN	Athenais		134	140	148	125	176	154	48	925
15	VISSER	Leon		106	146	195	130	158	189	0	924
16	VAN ZWAM	Stefanie		125	147	147	152	157	135	48	911
17	MERTES	Liam		177	131	114	140	178	171	0	911
18	BRIJS	Thomas		117	130	165	170	154	166	0	902
19	QUINN	Megan		169	129	125	183	115	133	48	902
20	MIDDAG	Peter		182	148	107	134	159	169	0	899
21	HOOYBERGHS	Colette		160	122	157	125	125	160	48	897
22	BLANKENZEE	Daphne		138	123	134	155	132	152	48	882
23	MEIJERS	Wesley		114	130	153	133	178	154	0	862

24	WOLTERS	Jeroen		117	155	163	143	136	147	0	861
25	DE HEIJ	Iscander		137	126	182	141	140	133	0	859
26	DEKKER	Youri		135	133	195	125	153	117	0	858
27	DUNNE	Mark		136	130	144	141	158	137	0	846
28	HEIJNEN	Maureen		155	174	125	109	110	122	48	843
29	MEYLEMANS	Yoshi		151	122	145	147	116	119	0	800
30	O' CONNOR	Sean		131	155	126	128	110	146	0	796
31	DE HAAN	Roy		117	82	149	156	173	105	0	782
32	POOT	Dennis		118	102	125	120	159	141	0	765
33	SNIJDERS	Harley		109	151	122	119	145	118	0	764
34	LAERMANS	Robin		114	140	130	133	122	121	0	760
35	RAMOS	Kenneth		115	112	127	141	118	137	0	750
36	MULDER	Mylene		100	108	119	144	118	106	48	743
37	BOUMA	Yvonne		127	86	131	101	112	105	48	710
38	VAN VLIET	Jeremy		85	138	92	125	76	50	0	566

The rules state that 50% of each category goes through to the next step with a maximum of 12. The result of this calculation will be rounded off. E.g. 6,25 = 7 and 6,50 = 7.

The players who are qualified (according to the rules) for the finals/semi finals are highlighted. Due to the lack of data not all players are associated in a category. Also be aware when a player is wrongly categorized. Both can have affect on the number of players who are qualified. So always check if a player is in the right category following date of birth and license average. Also be aware, some players will play a re-entry.

* IS INJURED OR CHOSE NOT TO PARTICIPATE AT FINALS STEP 1







15th YET Open International Scratch Youth Tournament

5th Stop in the Youth Euro Trophy

Preliminaries Division 4



	SURNAME	NAME		G1	G2	G3	G4	G5	G6	Bonus	TOTAL
1	VAN DER LOO	Vince		170	170	152	144	188	152	0	976
2	HARDING	Daniel		125	112	154	205	141	197	0	934
3	SCHEFFER	Milan		145	161	145	185	147	133	0	916
4	FLAPPER	Lizzy		132	141	139	149	120	174	48	903
5	KRIELE	Beaudine		115	168	131	140	169	131	48	902
6	VAN LEEUWEN	Daniël		167	176	139	145	114	135	0	876
7	GEURDS	Dylan		109	172	148	137	155	146	0	867
8	KOOPS	Birgit		108	104	143	136	173	132	48	844
9	KORSMAN	Travis		156	141	136	115	159	127	0	834
10	SPEIJER	Jamie		146	132	127	130	110	118	48	811
11	VAN DIJK	Sven		121	155	148	118	123	133	0	798
12	HOED	Emma		112	124	129	130	126	114	48	783
13	JONGBLOETS	Maxime		159	121	94	126	103	125	48	776
14	COMMANDEUR	Thom		109	101	168	146	152	93	0	769
15	VAN 'T HOOG	Lisanne		101	157	111	95	163	89	48	764
16	WILS	Luca		150	122	125	97	152	112	0	758
17	BRIJS	Jasper		141	130	106	119	123	128	0	747
18	MERTES	Devin		115	120	120	160	91	136	0	742
19	KOOPS	Esmee		95	119	122	116	111	130	48	741
20	WEYMIENS	Isbell		114	120	107	102	130	105	48	726
21	WEYMIENS	Gitana		91	78	131	123	105	143	48	719
22	VAN DOKKUM	Robin		118	121	112	113	96	153	0	713
23	VERWIMP	Axelle		132	109	99	106	125	93	48	712

24	POWERS	Alex		114	152	94	94	100	117	0	671
25	DE ROOIJ	Mauro		113	102	136	99	98	99	0	647

The rules state that 50% of each category goes through to the next step with a maximum of 12. The result of this calculation will be rounded off. E.g. 6,25 = 7 and 6,50 = 7.

The players who are qualified (according to the rules) for the finals/semi finals are highlighted. Due to the lack of data not all players are associated in a category. Also be aware when a player is wrongly categorized. Both can have affect on the number of players who are qualified. So always check if a player is in the right category following date of birth and license average. Also be aware, some players will play a re-entry.

* IS INJURED OR CHOSE NOT TO PARTICIPATE AT FINALS STEP 1

