










# 16th YET Open International Scratch Youth Tournament

5th Stop in the Youth Euro Trophy

## Preliminaries Division 1



	SURNAME	NAME		G1	G2	G3	G4	G5	G6	Bonus	TOTAL
1	BERGMANN	Mike		200	211	257	210	224	225	0	1327
2	VAN BEERS	Bart		202	211	214	220	245	204	0	1296
3	DUBUS	Clement		212	245	205	212	221	198	0	1293
4	MC. MINN	James		205	256	232	213	200	185	0	1291
5	VALCKX	Cindy		198	247	198	212	184	198	48	1285
6	VAN ROOIJEN	Kevin		202	217	189	269	166	229	0	1272
7	VAN DEUTEKOM	Yorick		243	267	200	171	188	186	0	1255
8	BELMANS	Joppe		232	215	200	191	223	186	0	1247
9	AERNOUDT	Marawan		217	195	193	218	223	172	0	1218
10	DEROO	Quentin		224	162	198	247	189	194	0	1214
11	TAGG	Katie		209	164	171	223	185	212	48	1212
12	VAN DEN BERG	Dennis		202	235	213	179	205	166	0	1200
13	DE RUITER	Brent		246	195	222	180	180	169	0	1192
14	BAZIRE	Jérémy		202	163	213	195	209	202	0	1184
15	LEBIODA	Eoghain		167	172	198	195	212	227	0	1171
16	MAASSEN	Beau		202	216	188	173	158	225	0	1162
17	BLANKENZEE	Denise		166	248	188	161	185	166	48	1162
18	KLOOTWIJK	Damian		200	193	151	212	174	225	0	1155
19	VAN DER VLOET	Ruben		184	173	213	187	216	180	0	1153
20	BODART	Sebastien		155	195	214	207	168	194	0	1133
21	SCHINKEL	Bas		154	174	145	237	194	214	0	1118
22	GERARD	Nicolas		213	164	181	168	189	181	0	1096
23	VAN DER VLOET	Philip		172	186	180	181	159	196	0	1074

24	BEAN	Rhys		200	147	175	169	195	184	0	1070
25	VAN SABBEN	Jochem		198	159	168	138	248	157	0	1068
26	MARTIN	Adam		168	191	184	160	167	193	0	1063
27	DANILIN	Dmitry		213	174	156	146	177	155	0	1021
28	ALMA	Paul		170	147	133	207	188	169	0	1014
29	VAN LOY	Reggie		153	151	186	202	132	164	0	988
30	GLANSDORP	Owen		149	184	190	142	169	124	0	958

The rules state that 50% of each category goes through to the next step with a maximum of 12. The result of this calculation will be rounded off. E.g. 6,25 = 7 and 6,50 = 7.

The players who are qualified (according to the rules) for the finals/semi finals are highlighted. Due to the lack of data not all players are associated in a category. Also be aware when a player is wrongly categorized. Both can have affect on the number of players who are qualified. So always check if a player is in the right category following date of birth and license average. Also be aware, some players will play a re-entry.

\* IS INJURED OR CHOSE NOT TO PARTICIPATE AT STEP 1


























# 16th YET Open International Scratch Youth Tournament

5th Stop in the Youth Euro Trophy

## Preliminaries Division 2



	SURNAME	NAME		G1	G2	G3	G4	G5	G6	Bonus	TOTAL
1	DOMAC	Ines		211	252	184	170	199	180	48	1244
2	DE HAAN	Justin		221	202	234	181	184	214	0	1236
3	VAN VILSTEREN	Joseph		243	214	212	218	180	168	0	1235
4	PERVUKHIN	Danil		184	184	200	236	205	203	0	1212
5	BEVERDAM	Dominique		184	183	193	158	195	224	48	1185
6	LUIJENDIJK	John		209	171	186	222	211	145	0	1144
7	BRANDT CHRISTIANSEN	Line		148	185	170	185	185	217	48	1138
8	DE WEERDT	Elvira		202	169	160	178	216	164	48	1137
9	DONS	Jonas		156	201	197	202	150	222	0	1128
10	UDINK	Joshua		154	277	179	154	188	175	0	1127
11	THALEN	Priscilla		130	146	214	193	200	192	48	1123
12	RICHARD	Amandine		197	237	128	193	158	157	48	1118
13	THYS	Jolien		191	203	170	178	167	158	48	1115
14	WOUTERS	Stef		203	191	147	209	175	189	0	1114
15	VAN EWIJCK	Anique		182	189	161	181	181	155	48	1097
16	VAN DER LOO	Ronan		209	176	222	164	154	170	0	1095
17	POSTMA	Femke		201	183	147	155	160	200	48	1094
18	TEIWES	Mark		211	198	154	166	111	242	0	1082
19	DE GELDER	Nick		141	173	135	177	225	226	0	1077
20	PHILIPSEN	Renz		176	181	166	212	178	155	0	1068
21	VERHEUGT	Sjonnie		160	185	151	202	167	201	0	1066
22	RIJSWIJK	Tessa		159	169	214	144	199	133	48	1066
23	PAULINE	Robin		152	171	193	146	178	175	48	1063

24	VAN ENGELEN	Timothy		199	179	165	179	146	187	0	1055
25	GROOT	Micha		156	203	161	204	148	182	0	1054
26	REDFEARN	Bradley		200	167	177	178	171	160	0	1053
27	KITS	Simon		144	203	150	192	175	186	0	1050
28	WELLS	Rachel		177	173	157	164	153	176	48	1048
29	BEVERDAM	Mathijs		177	135	214	164	166	189	0	1045
30	ROUSSEAU	Seppe		150	176	167	206	147	195	0	1041
31	MEKHANTEV	Kirill		202	177	125	171	155	201	0	1031
32	COLLINS	Shauna		165	133	194	146	200	131	48	1017
33	HAVESMAN	Tanja		151	138	180	197	130	172	48	1016
34	SARGENT	Samantha		154	173	126	162	179	172	48	1014
35	ROTMANS	Giovanni		157	130	204	184	154	181	0	1010
36	DAMEN	Danny		156	165	143	158	202	184	0	1008
37	BROMMER	Bianca		165	181	169	163	153	126	48	1005
38	MALLETT	Luke		132	169	144	185	169	201	0	1000
39	FISCHER NIELSEN	Marcus		168	112	191	224	148	154	0	997
40	RIJSWIJK	Jeroen		168	155	177	169	151	176	0	996
41	MEIJERS	Dieko		134	144	201	133	162	189	0	963
42	RIJSWIJK	Kevin		118	182	155	159	159	181	0	954
43	WATTS	Cairán		142	121	153	108	169	149	0	842
44	DE BROUWER	Mitchel		103	171	89	112	85	135	0	695

The rules state that 50% of each category goes through to the next step with a maximum of 12. The result of this calculation will be rounded off. E.g. 6,25 = 7 and 6,50 = 7.

The players who are qualified (according to the rules) for the finals/semi finals are highlighted. Due to the lack of data not all players are associated in a category. Also be aware when a player is wrongly categorized. Both can have affect on the number of players who are qualified. So always check if a player is in the right category following date of birth and license average. Also be aware, some players will play a re-entry.

\* IS INJURED OR CHOSE NOT TO PARTICIPATE AT STEP 1



































# 16th YET Open International Scratch Youth Tournament


















5th Stop in the Youth Euro Trophy

## Preliminaries Division 3



	SURNAME	NAME		G1	G2	G3	G4	G5	G6	Bonus	TOTAL
1	VAN ZIJP	Rianne		234	147	162	204	204	162	48	1161
2	SCHOLEY	Alex		167	188	198	256	194	158	0	1161
3	WALL	Lucy		180	205	197	170	121	215	48	1136
4	HARDING	Daniel		173	203	225	197	157	167	0	1122
5	DE GRAM	Jeffrey		184	186	165	176	189	216	0	1116
6	PELLEGROMS	Darren		160	154	204	205	195	187	0	1105
7	ARRACHART	Tim		168	217	195	135	212	168	0	1095
8	VISSER	Leon		234	176	140	184	211	148	0	1093
9	VANEROM	Inge		181	188	206	146	131	184	48	1084
10	PELLEGROMS	Erin		168	172	161	159	162	205	48	1075
11	STAM	Maroucha		204	183	177	176	123	161	48	1072
12	VAN DER VECHT	Jurgen		210	168	185	189	159	144	0	1055
13	VRIJS	Dionne		177	169	150	193	172	145	48	1054
14	AILES	Hannah		174	156	139	154	213	170	48	1054
15	MORTIERS	Eliane		149	164	164	178	179	169	48	1051
16	UBERT	Celine		166	207	140	135	165	185	48	1046
17	HAEST	Shinya		156	163	177	174	167	160	48	1045
18	KORVER	Stephanie		155	150	153	197	157	184	48	1044
19	DE HAAN	Roy		160	175	179	179	197	145	0	1035
20	RAMOS	Kenneth		222	193	132	160	162	166	0	1035
21	LUIJENDIJK	Roy		221	198	115	192	144	162	0	1032
22	VAN DER STELT	Natasja		185	178	152	159	177	130	48	1029
23	TAELS	Kevin		189	166	151	157	198	165	0	1026

24	BROMMER	Sjoanita		169	144	167	139	200	156	48	1023
25	CHOVAU	Aida		113	185	167	192	171	147	48	1023
26	DUNNE	Mark		150	148	167	217	158	180	0	1020
27	KLEVERLAAN	Timo		160	140	179	147	215	170	0	1011
28	BORMAN	Vincent		214	156	117	211	146	165	0	1009
29	WOLTERS	Jeroen		138	178	173	190	140	188	0	1007
30	BRONGEEST	Bart		180	160	220	154	159	128	0	1001
31	RAMOS	Kathrine		150	141	146	142	167	203	48	997
32	BEVERS	Amanda		178	128	167	164	127	184	48	996
33	RASMUSSEN	Sarah		162	166	155	170	141	151	48	993
34	HENNIN	Athenais		132	173	167	165	136	172	48	993
35	VAN HOOF	Yarne		147	154	165	155	159	209	0	989
36	HOOYBERGHS	Colette		162	153	130	150	143	196	48	982
37	BONACCORSI	Alessia		132	128	205	173	137	159	48	982
38	DEKKER	Youri		145	168	202	188	160	116	0	979
39	THOMSON-NAIRNE	Christopher		123	152	219	171	173	139	0	977
40	DE RIDDER	Stefana		135	188	139	140	168	156	48	974
41	JÖNSEN	Kylian		209	149	169	124	168	154	0	973
42	AGEMA	Patrick		135	142	157	191	163	179	0	967
43	ZAAL	Marc		177	191	127	136	151	181	0	963
44	DOYLE CARROLL	Jack		139	173	179	146	161	163	0	961
45	THERMOHLEN	Steve		147	161	189	169	160	132	0	958
46	VAN MAASDAM	Rowin		122	154	170	195	177	137	0	955
47	KEARNEY	Sinead		131	175	134	168	137	155	48	948
48	WILS	Dante		177	156	146	162	164	141	0	946
49	WOODWORTH	Samantha		124	172	157	142	157	144	48	944
50	VAN EE	Elianne		153	168	141	106	153	170	48	939
51	RIETVELD	Sharon		132	159	129	169	145	155	48	937
52	KORSMAN	Chanel		129	150	126	158	145	176	48	932
53	HØSTBO	Emil		182	144	174	147	138	144	0	929

54	KRIELE	Beaudine		124	151	129	171	152	154	48	929
55	O' CONNOR	Sean		130	132	166	167	182	144	0	921
56	FETHERSTON	Conor		155	141	117	177	146	183	0	919
57	VAN ZWAM	Stefanie		126	133	130	178	147	156	48	918
58	VAN DEN EYNDEN	Jeroen		116	148	146	190	195	116	0	911
59	ERHART	Frans		142	117	134	176	163	178	0	910
60	DE GANS	Yannick		150	181	131	145	138	163	0	908
61	DE HEIJ	Yorick		189	133	152	154	136	141	0	905
62	WILS	Luca		189	135	145	154	132	141	0	896
63	TER HAAR	Nicky		138	109	141	162	133	157	48	888
64	VIEBERINK	Thaylor		134	128	127	166	122	155	48	880
65	JEROENSE	Yvonne		101	160	122	175	135	120	48	861
66	VAASSEN	Wessel		140	149	120	138	164	146	0	857
67	HOMRINGHAUSEN	Pamela		152	112	120	144	107	167	48	850
68	TEUBNER	Dee		134	136	101	158	142	126	48	845
69	VAN DER KAMP	Joeri		127	110	142	153	146	166	0	844
70	ROL	Willem		108	151	108	135	144	179	0	825

The rules state that 50% of each category goes through to the next step with a maximum of 12. The result of this calculation will be rounded off. E.g. 6,25 = 7 and 6,50 = 7.

The players who are qualified (according to the rules) for the finals/semi finals are highlighted. Due to the lack of data not all players are associated in a category. Also be aware when a player is wrongly categorized. Both can have affect on the number of players who are qualified. So always check if a player is in the right category following date of birth and license average. Also be aware, some players will play a re-entry.

\* IS INJURED OR CHOSE NOT TO PARTICIPATE AT STEP 1





# 16th YET Open International Scratch Youth Tournament
















5th Stop in the Youth Euro Trophy

## Preliminaries Division 4



	SURNAME	NAME		G1	G2	G3	G4	G5	G6	Bonus	TOTAL
1	SNIJERS	Harley		160	173	180	195	237	181	0	1126
2	SPEIJER	Jamie		185	131	173	146	216	191	48	1090
3	POOT	Dennis		186	180	180	193	190	123	0	1052
4	KEIZER	Ruben		181	150	177	192	114	198	0	1012
5	VAN DER BLOM	Domminick		151	166	123	173	200	183	0	996
6	KOOIJ	Jeffrey		148	141	166	181	180	167	0	983
7	VAN DOKKUM	Robin		188	167	144	132	203	137	0	971
8	GEURDS	Dylan		152	189	149	155	157	167	0	969
9	MERTES	Liam		142	144	153	187	151	179	0	956
10	DEN HOED	Emma		122	162	160	158	158	144	48	952
11	MULDER	Mylene		164	158	127	131	163	158	48	949
12	VAN DER LOO	Vince		164	145	133	165	180	157	0	944
13	VAN DER ROEST	Joeri		119	167	172	166	143	171	0	938
14	GALE	Emily		150	144	150	155	115	167	48	929
15	KORSMAN	Travis		160	143	147	161	164	150	0	925
16	HUSSLAGE	Manon		198	102	150	116	129	162	48	905
17	MEYLEMANS	Yoshi		126	185	122	152	173	145	0	903
18	VAN LEEUWEN	Daniël		110	156	159	148	201	124	0	898
19	FLAPPER	Lizzy		111	128	147	127	154	169	48	884
20	SCHEFFER	Milan		142	146	162	132	145	154	0	881
21	BLANKENZEE	Daphne		112	123	176	130	128	161	48	878
22	UPTON	Charlie		145	148	155	126	136	163	0	873
23	VAN VLIET	Jeremy		139	148	141	143	120	167	0	858



24	VISSERS	Bram		148	118	99	132	200	149	0	846
25	ELLERMEIJER	Suzanne		140	132	125	153	133	111	48	842
26	QUINN	Megan		138	120	111	159	124	140	48	840
27	BODART	Marion		175	127	138	108	106	133	48	835
28	WEYMIENS	Gitana		131	147	161	125	99	120	48	831
29	MERTES	Devin		140	143	149	131	137	129	0	829
30	VAN DER ZANDE	Jean Luke		134	130	150	150	129	136	0	829
31	PEEMAN	Rick		123	155	129	154	131	133	0	825
32	VAN DIJK	Sven		136	142	139	132	143	123	0	815
33	VANDEPOEL	Matthias		146	148	161	103	143	82	0	783
34	KOOPS	Birgit		97	124	151	103	128	115	48	766
35	DE HEIJ	Iscander		141	138	130	126	110	115	0	760
36	UPTON	Millie		100	132	122	137	90	123	48	752
37	DUWEL	Rick		156	105	100	126	121	112	0	720
38	ARETS	Justin		135	115	149	98	95	113	0	705

The rules state that 50% of each category goes through to the next step with a maximum of 12. The result of this calculation will be rounded off. E.g. 6,25 = 7 and 6,50 = 7.

The players who are qualified (according to the rules) for the finals/semi finals are highlighted. Due to the lack of data not all players are associated in a category. Also be aware when a player is wrongly categorized. Both can have affect on the number of players who are qualified. So always check if a player is in the right category following date of birth and license average. Also be aware, some players will play a re-entry.

\* IS INJURED OR CHOSE NOT TO PARTICIPATE AT STEP 1





# 16th YET Open International Scratch Youth Tournament

5th Stop in the Youth Euro Trophy

## Preliminaries Division 5



	SURNAME	NAME		G1	G2	G3	G4	G5	G6	Bonus	TOTAL
1	VERWIMP	Axelle		121	158	143	140	175	178	48	963
2	DE RUITER	Nathalie		142	181	138	147	140	156	48	952
3	BUIJNSTERS	Amber		150	137	110	198	128	132	48	903
4	JONGBLOETS	Maxime		143	133	117	153	155	153	48	902
5	STERKE	Jasper		131	122	121	197	153	144	0	868
6	NIETO	Estrella		139	130	114	153	109	133	48	826
7	DE JONG	Esmée		128	119	132	117	134	138	48	816
8	KEIRENS	Robin		124	146	129	145	101	147	0	792
9	JONGBLOETS	Jessy		99	115	103	130	164	128	48	787
10	TRUSLOVE	Nikkita		98	133	134	106	149	102	48	770
11	WEYMIENS	Isbell		134	98	111	137	117	124	48	769
12	VAN ANEN	Femke		108	114	119	139	117	120	48	765
13	LEKKERKERK	Marc		96	147	160	89	128	125	0	745
14	KOOPS	Esmee		142	127	109	101	115	73	48	715
15	VISSERS	Marco		102	145	101	119	122	107	0	696
16	NAIRNE	Laura		84	108	108	116	115	99	48	678
17	MASTERSON	Hannah		108	124	77	120	92	105	48	674
18	KENNES	Ian		107	108	91	150	100	103	0	659
19	HOEKSTRA	Djowy		109	92	93	127	116	103	0	640
20	SYMONDS	Jason		111	119	81	116	118	84	0	629
21	STOLZE	Jelle		109	88	76	77	88	104	0	542

The rules state that the top 3 of category 5 goes through step 3.

The players who are qualified (according to the rules) for the finals are highlighted. Due to the lack of data not all players are associated in a category. Also be aware when a player is wrongly categorized. Both can have affect on the number of players who are qualified. So always check if a player is in the right category following date of birth and license average. Also be aware, some players will play a re-entry.

\* IS INJURED OR CHOSE NOT TO PARTICIPATE AT FINALS STEP 3

