


# 17th YET Open International Scratch Youth Tournament

5th Stop in the Youth Euro Trophy



## Results Step 1 Division 1

	SURNAME	NAME		Preliminaries Total	G1	G2	G3	G4	Bonus	Total Step 1	Grand Total
1	VAN DER HEIDE	Jeroen		1370	146	196	188	225	0	755	2125
2	BERGMANN	Mike		1224	245	241	211	200	0	897	2121
3	LEIGHFIELD	Ki		1313	213	257	175	161	0	806	2119
4	VAN DEUTEKOM	Yorick		1278	221	191	188	236	0	836	2114
5	STASCHEN	Martin		1286	206	230	149	208	0	793	2079
6	VAN DEN BERG	Dennis		1265	150	234	203	144	0	731	1996
7	NICOLAS	Gerard		1244	174	217	168	170	0	729	1973
8	VAN DER LOO	Ronan		1219	182	192	161	217	0	752	1971
9	NICHOLLS	Thomas		1194	166	217	177	203	0	763	1957
10	BELMANS	Joppe		1194	180	189	202	188	0	759	1953
11	VAN ROOIJEN	Kevin		1189	197	190	171	199	0	757	1946
12	VAN BEERS	Bart		1224	226	167	168	144	0	705	1929
13	MARTIN	Adam		1191	189	197	162	188	0	736	1927
14	WOUTERS	Lars		1181	185	174	195	168	0	722	1903
15	ARNAUD	Martin		1217	132	160	186	153	0	631	1848
16	HART	Ryan		1190	137	165	162	179	0	643	1833


The rules state that 50% of each category goes through to the semi finals with a maximum of 8. The result of this calculation will be rounded off. E.g. 5,25 = 5 and 5,50 = 6.

The players who are qualified (according to the rules) for the semi finals are highlighted. Be aware though when a player is wrongly categorized, it can have affect on the number of players who are qualified. So always check if a player is in the right category following the individual licence average.



# 17th YET Open International Scratch Youth Tournament

5th Stop in the Youth Euro Trophy



## Results Step 1 Division 2

SURNAME	NAME		Preliminaries Total	G1	G2	G3	G4	Bonus	Total Step 1	Grand Total
1 DE WEERDT	Elvira		1153	190	221	190	182	24	807	1960
2 VAN VILSTEREN	Joseph		1239	158	200	190	167	0	715	1954
3 VAN ZIJP	Rianne		1197	162	213	184	162	24	745	1942
4 BRONGEEST	Bart		1182	176	215	202	167	0	760	1942
5 DE GRAM	Jeffrey		1188	162	181	224	156	0	723	1911
6 ROTMANS	Giovanni		1110	201	179	191	202	0	773	1883
7 KITS	Simon		1177	152	233	158	152	0	695	1872
8 RAMOS	Kenneth		1110	145	162	232	220	0	759	1869
9 DUNNE	Mark		1133	189	190	160	178	0	717	1850
10 GROOT	Micha		1178	156	167	198	144	0	665	1843
11 KORVER	Stephanie		1149	147	170	154	187	24	682	1831
12 ALLAERD	Florentin		1171	135	194	182	148	0	659	1830
13 LUIJENDIJK	John		1114	207	200	159	149	0	715	1829
14 VAN DER VECHT	Jurgen		1149	164	159	151	198	0	672	1821
15 RICHARD	Amandine		1118	157	152	172	194	24	699	1817
16 VAN MAASDAM	Rowin		1116	139	173	133	170	0	615	1731

The rules state that 50% of each category goes through to the semi finals with a maximum of 8. The result of this calculation will be rounded off. E.g. 5,25 = 5 and 5,50 = 6.

The players who are qualified (according to the rules) for the semi finals are highlighted. Be aware though when a player is wrongly categorized, it can have affect on the number of players who are qualified. So always check if a player is in the right category following the individual licence average.



# 17th YET Open International Scratch Youth Tournament

5th Stop in the Youth Euro Trophy



## Results Step 1 Division 3

	SURNAME	NAME		Preliminaries					Total Step 1	Grand Total	
				Total	G1	G2	G3	G4			Bonus
1	KEIZER	Ruben		1038	195	179	241	244	0	859	1897
2	WOLTERS	Jeroen		1154	170	202	194	168	0	734	1888
3	HOOPYBERGHS	Colette		1081	176	206	175	182	24	763	1844
4	RIETVELD	Sharon		1117	175	148	181	137	24	665	1782
5	VAN LEEUWEN	Daniël		1129	148	187	131	170	0	636	1765
6	O' CONNOR	Sean		1059	184	177	178	165	0	704	1763
7	VAN DEN EYNDEN	Jeroen		1056	191	176	170	169	0	706	1762
8	SCHROSCHK	Sidney		1105	143	187	133	188	0	651	1756
9	RAMOS	Kathrine		1022	183	147	188	184	24	726	1748
10	SPEIJER	Jamie		1127	136	142	103	200	24	605	1732
11	SNIJDERS	Harley		1032	147	171	117	213	0	648	1680
12	BONACCORSI	Alessia		1040	131	133	152	180	24	620	1660
13	ELLERMEIJER	Suzanne		1023	181	153	141	136	24	635	1658
14	AGEMA	Patrick		1037	142	148	137	186	0	613	1650
15	MULDER	Mylene		1037	130	173	120	157	24	604	1641
16	KORSMAN	Chanel		1048	121	142	162	120	24	569	1617

The rules state that 50% of each category goes through to the semi finals with a maximum of 8. The result of this calculation will be rounded off. E.g. 5,25 = 5 and 5,50 = 6.

The players who are qualified (according to the rules) for the semi finals are highlighted. Be aware though when a player is wrongly categorized, it can have affect on the number of players who are qualified. So always check if a player is in the right category following the individual licence average.



# 17th YET Open International Scratch Youth Tournament

5th Stop in the Youth Euro Trophy




## Results Step 1 Division 4

	SURNAME	NAME		Preliminaries					Total Step 1	Grand Total	
				Total	G1	G2	G3	G4			Bonus
1	WEYMIENS	Gitana		976	168	162	183	166	24	703	1679
2	KEIRENS	Robin		982	136	209	169	154	0	668	1650
3	MIDDAG	Peter		1011	144	155	164	168	0	631	1642
4	WESTERDIJK	Beejé		1030	153	156	111	154	24	598	1628
5	VERWIMP	Axelle		980	116	151	163	134	24	588	1568
6	BEEKMAN	Delano		977	137	131	151	167	0	586	1563
7	NIETO	Estrella		949	146	147	128	143	24	588	1537
8	KOOPS	Birgit		928	138	134	129	172	24	597	1525
9	JONGBLOETS	Maxime		919	116	154	141	160	24	595	1514
10	DEN HOED	Emma		899	148	145	142	145	24	604	1503
11	SCHEFFER	Milan		942	119	126	178	136	0	559	1501
12	MERTES	Devin		930	142	161	110	144	0	557	1487
13	HUISSON	Manuela		922	115	134	145	146	24	564	1486
14	VAN DER ZANDE	Jean Luc		890	135	147	137	168	0	587	1477
15	JONGBLOETS	Jessy		893	136	121	112	149	24	542	1435
16	MEESSEN	Jeannôt		911	121	134	132	125	0	512	1423

The rules state that 50% of each category goes through to the semi finals with a maximum of 8. The result of this calculation will be rounded off. E.g. 5,25 = 5 and 5,50 = 6.

The players who are qualified (according to the rules) for the semi finals are highlighted. Be aware though when a player is wrongly categorized, it can have affect on the number of players who are qualified. So always check if a player is in the right category following the individual licence average.





# 17th YET Open International Scratch Youth Tournament

5th Stop in the Youth Euro Trophy



## Results Step 1 Division 5

	SURNAME	NAME		Preliminaries Total	G1	G2	G3	Bonus	Total Step 1	Grand Total
1	KOOPS	Esmee		591	138	128	155	18	439	1030
2	NAIRNE	Laura		530	152	147	151	18	468	998
3	TICHELAAR	Cheyenne		519	134	145	142	18	439	958
4	VAN ANEN	Femke		523	153	105	143	18	419	942
5	MASTERSON	Hannah		540	126	142	103	18	389	929
6	PERVUKHIN	Denis		495	170	129	123	0	422	917
7	BUIJNSTERS	Lars		507	141	135	130	0	406	913
8	GROOT	Nikki		524	132	99	111	18	360	884

The rules state that the Top 4 of category 5 in Step 1 goes through to the finals (step 3).

Volgens de reglementen plaatst de top 4 van Categorie 5 zich voor de finales (step 3).

